

# EDUCATION

## OVERALL REGIONAL FIGURES



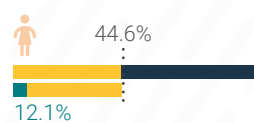
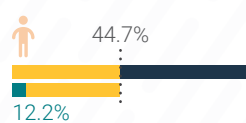
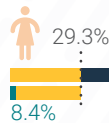
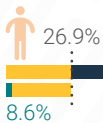
POPULATION PROJECTION (PP) **14.11 M**



PEOPLE IN NEED (PIN) **5.01 M** 35.5% OF PP



PEOPLE TARGETED **523.7 K** 10.5% OF PIN



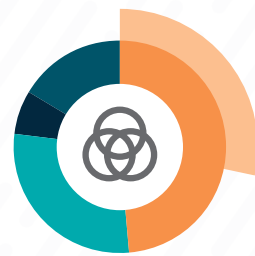
TOTAL REQUIREMENTS **\$87.99 M**



RMRP PARTNERS **74**

### ORGANIZATION TYPE

Civil Society / National NGO	36
Refugee and Migrant-led	21
International NGO	21
UN Agencies	5
Other	12



The Education Sector benefits from a **significant increase in partner organizations**, up to 74 in 2024, from 66 in 2023, with 21 of these being refugee- and migrant-led organizations. Nevertheless, the Sector has reduced its financial requirements by 13 per cent compared to the original 2024 response (a 22 per cent reduction from 2023), decreased its PiN by 13 per cent and its target population by 24 per cent (both compared to the original 2024 response). This is the result of a **reduced number of children in need of education support identified among the population in destination**, largely owed to the efforts of host countries and assistance from RMRP partners. In parallel, there is an **increase in the number of children in-transit in need of education** assistance (and a corresponding increase in the target for children in-transit for 2024).

The biggest education budget decrease is observed in Colombia, where the updated financial requirements (28 million) are 40 per cent less than in the original 2024 response plan (48 million) and a total of one-third of all originally planned education activities for

2024 were eliminated (while 14 per cent new activities were added). These downward adjustments were made considering partners' capacities to realistically respond to education needs in Colombia, particularly given the complexity and difficulties of responding to the education needs of children in-transit. Meanwhile, Peru increased its education financial requirements by 27 per cent in comparison to the 2024 original plan (although the budget is the same as 2023) and includes 15 per cent new education activities in the 2024 update, which include new activities targeting the out-of-school population of children in-destination, which are comparatively more resource-intensive. Other new activities or priorities of Education Sector partners in 2024 include those related to advocacy with host governments, including for Brazil to sign the Regional Convention on the Recognition of Studies, Diplomas and Degrees in Higher Education in Latin America and the Caribbean; and in Chile, a focus on capacity-building around the updated National Policy on Foreign Students.

## EDUCATION SECTOR: KEY FIGURES BY COUNTRY

Population  
ProjectionPeople in  
Need (PiN)PiN  
PercentagePeople  
TargetedTarget Percentage  
of PiNTotal  
RequirementsRMRP  
Partners

COUNTRY							
<b>BRAZIL</b>	776.0 K	253.0 K	32.6%	26.9 K	10.6%	3.01 M	10
<b>CHILE</b>	996.5 K	76.0 K	7.6%	5.4 K	7.1%	1.96 M	3
<b>COLOMBIA</b>	7.63 M	3.81 M	50.0%	221.9 K	5.8%	28.46 M	21
<b>ECUADOR</b>	994.8 K	141.7 K	14.2%	123.4 K	87.1%	24.62 M	28
<b>PERU</b>	3.46 M	904.7 K	26.1%	150.5 K	16.6%	21.55 M	17
<b>CARIBBEAN</b>							
ARUBA	21.0 K	3.6 K	17.0%	300	8.4%	233.0 K	3
CURAÇAO	19.6 K	2.0 K	10.0%	390	19.9%	246.0 K	3
DOMINICAN REPUBLIC	139.8 K	7.0 K	5.0%	2.0 K	29.2%	778.5 K	8
GUYANA	30.0 K	18.0 K	60.0%	1.7 K	9.7%	951.6 K	3
TRINIDAD AND TOBAGO	44.8 K	8.1 K	18.0%	5.4 K	66.8%	2.55 M	5
<b>CENTRAL AMERICA &amp; MEXICO</b>							
COSTA RICA	506.4 K	100.5 K	19.8%	7.6 K	7.5%	267.5 K	3
MEXICO	598.9 K	39.0 K	6.5%	1.7 K	4.5%	1.01 M	2
PANAMA	513.6 K	101.5 K	19.8%	806	0.8%	276.3 K	3
<b>SOUTHERN CONE</b>							
ARGENTINA	456.5 K	6.4 K	1.4%	700	10.9%	252.6 K	2
BOLIVIA	142.3 K	1.9 K	1.3%	1.6 K	82.2%	635.1 K	5
PARAGUAY	13.3 K	218	1.6%	104	47.7%	251.0 K	1
URUGUAY	99.8 K	2.2 K	2.2%	220	9.9%	107.3 K	3

Please note that these country figures cannot be summed to create regional totals, as they include populations in-transit in each country.