

REFUGEE AND MIGRANT NEEDS ANALYSIS (RMNA)

REGION AT A GLANCE

PEOPLE IN NEED (PIN)

VENEZUELAN REFUGEES AND MIGRANTS CURRENTLY IN-DESTINATION

67.8% 4.42 M

85.2%

VENEZUELAN IN-TRANSIT

86.1%

OTHERS IN-TRANSIT*

63.8%

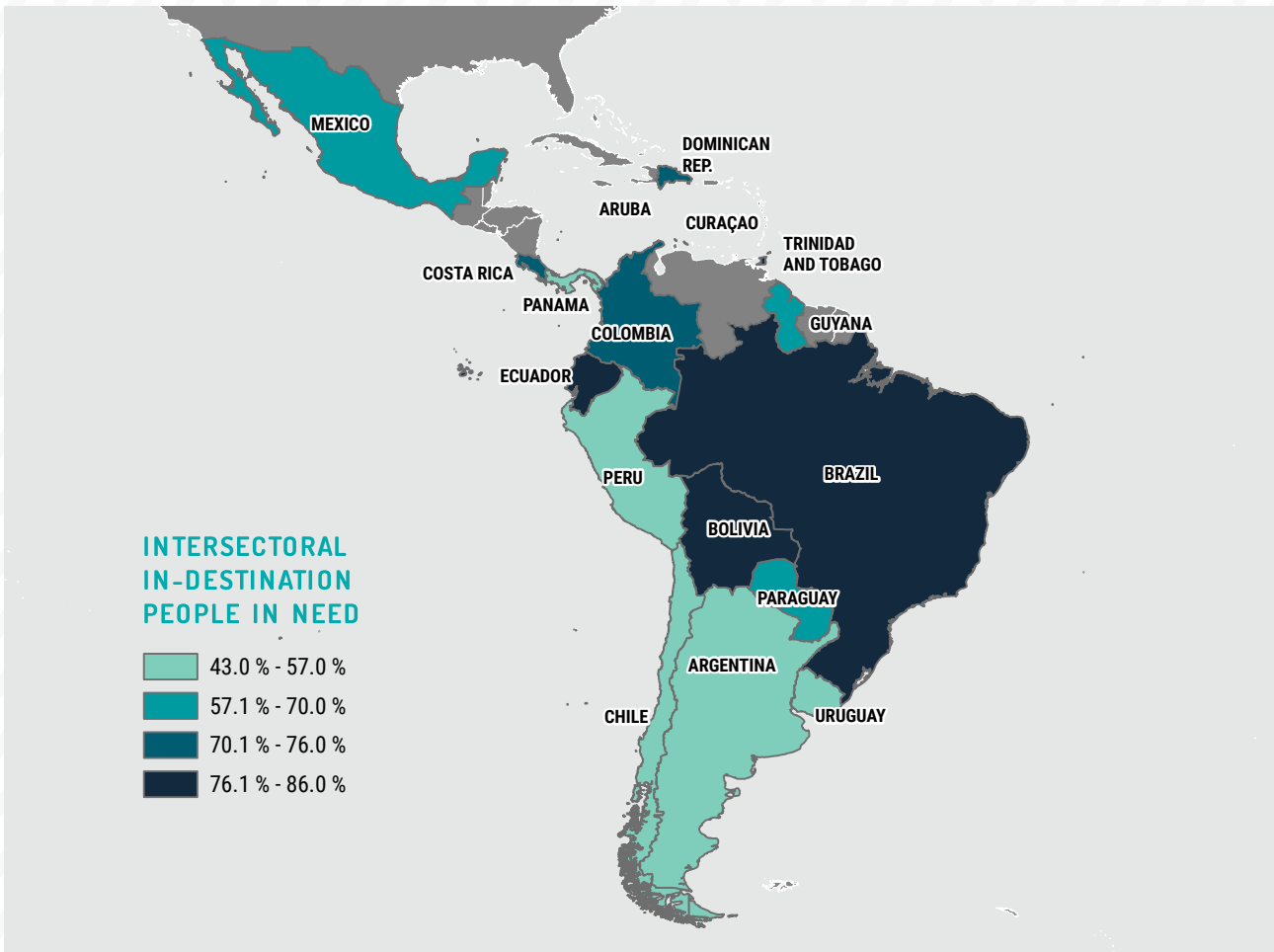
PENDULAR**

52.3%

COLOMBIAN RETURNEES**

53.4%

AFFECTED HOST COMMUNITIES



POPULATION IN NEED BY AGE AND GENDER

MEN WOMEN BOYS GIRLS

32.1%

35.3%

16.9%

15.7%

All percentages and absolute values used in maps, graphs and other infographics are, unless stated otherwise, based on the number of Venezuelan refugees and migrants in-destination, as reported in the August 2023 population update.

* "Others in-transit" include refugees and migrants of other nationalities in-transit in Bolivia, Colombia, Costa Rica, Ecuador, Panama and Peru. Despite showing a slightly higher percentage, the number of individual refugees and migrants of other nationalities in-transit in-need is significantly lower than the number of Venezuelan refugees and migrants in-transit in-need. Regional PiN figures for those in-transit are calculated using a weighted average method.

** Venezuelans engaging in pendular movements and Colombian returnees only apply to Colombia.

SITUATION AND BACKGROUND

Of the reported **7.7 million refugees and migrants from Venezuela** who find themselves outside their home country, some **6.5 million (84 per cent) are hosted in countries of Latin America and the Caribbean (LAC)**. This reflects a modest growth of some 470,000 refugees and migrants in the LAC region since end-2022, and of 530,000 globally - reflecting a decreasing positive growth of around 50 per cent in comparison to outflows of refugees and migrants in the same timeframe in 2022. Their movements, in various directions (including those engaging in return movements to their country of origin) continue to be reflected in regular regional and national reports by the R4V Platform and its partners.

Although most refugees and migrants from Venezuela have now been outside their country of origin for numerous years, the aftermath of the COVID-19 pandemic and a global cost-of-living crisis, spurred by the impact of the war in Ukraine and difficulties regarding global supply chain issues, have contributed to an environment in which - despite the commendable and generous efforts of host countries in terms of access to refugee protection, massive regularization processes, socio-economic inclusion and third country solutions being implemented - refugees and migrants still find limited livelihoods and integration opportunities and are often unable to exercise their rights and access services, including food, healthcare, education, housing and protection. Onward movement trends partially linked to this lack of sustainable integration in host countries, first observed in late 2020, have developed

into unprecedentedly intense and multi-directional movement dynamics, increasingly in a northward direction, towards Central and North America.

Amid global humanitarian funding shortages, steady outflows, and historic onward movements by those who have been unable to stabilize and integrate in Latin America and the Caribbean, an analysis of the needs of refugees and migrants in the region facilitates their comprehensive understanding, as well as of the consequences of not assisting refugees and migrants, wherever they are. This Refugee and Migrant Needs Analysis (RMNA) draws on joint multi-stakeholder and inter-sectoral needs assessments and analysis conducted in all National/Sub-regional Platforms to provide updated and comprehensive information on the current situation and needs of all population groups under the R4V response, namely i) refugees and migrants in-destination (Venezuelan nationals); ii) refugees and migrants in-transit (Venezuelan and other nationals); iii) refugees and migrants engaging in pendular movements (along the border with Venezuela); iv) Colombian returnees; and v) affected host communities. Moreover, this RMNA also includes information on the percentage of people in-need (PiN) for each of the above population groups (where applicable) to facilitate more accurate and targeted activity planning by R4V partners.

The RMNA provides insights into the varied challenges that refugees and migrants face - both in-destination and in-transit - as well as their affected host communities.

TOP SECTORAL NEEDS OF VENEZUELAN REFUGEES AND MIGRANTS IN THE REGION



Integration, **Protection** and **Food Security** are identified in 15, 12, and 10 of the 17 countries as a top 3 need respectively.

SUMMARY OF NEEDS¹

Refugees and migrants **need a new place to call home**. The inability to continue their lives free from violence, to meet their basic needs, or to raise their children in conditions of dignity in their countries of origin is what drives them to leave and seek new destinations.

It is important to recall the **push factors which still drive new departures from Venezuela** when considering the extremes to which refugees and migrants will go to reach other territories across the region. Were home a more welcoming place, the challenges and risks that await them elsewhere would not appear as a better option. This equally applies to **onward movements**: if refugees and migrants were able to integrate themselves in conditions of dignity and safety in a host country, this would reduce the need to uproot themselves and look for home a second, third or fourth time.

Yet, in 2023, five years after the launch of the first joint response plan for refugees and migrants from Venezuela, many of these more than 6.5 million refugees and migrants in the region are still – or again – looking for home. They travel farther afield to do so, reaching the northernmost and southernmost tips of the Americas, and the islands of the Caribbean, in the process.

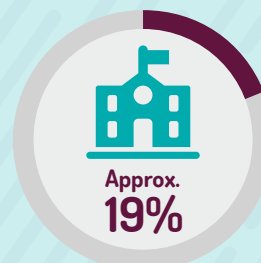
Along the way, they encounter measures imposed by governments to discourage their entry, which, given their ongoing need – not desire – to access other territories, drives the growing business of **smuggling and human trafficking networks**, who reap the financial rewards of refugees' and migrants' desperation and the growing gap between what they need, and what is legally possible for them to obtain in terms of **access to territory**.

Thus, many refugees and migrants in-transit have needs that arise from the **risks they face to their safety, dignity, and rights** along the irregular routes they increasingly have to take, which are directly related to barriers imposed by governments to deter their regular access. Their needs include **protection from various forms of violence (sexual, physical, financial)** which they experience at the hands of the smugglers

they must pay, and the criminal groups that control these routes. They also need **food, water and hygiene services, shelter and safe transportation**.

Meanwhile, in countries of destination, when refugees and migrants are asked to prioritize their own needs, they often list **food security** first, and **income/employment** second or third, reflecting that they would be able to escape dependency on humanitarian assistance if they could find decent-paying jobs. Adequate **shelter/housing** is another top-three need of refugees and migrants in-destination, many of whom live in overcrowded conditions, with inadequate infrastructure and limited **sanitation and hygiene** facilities, and in insecure neighborhoods, where they are exposed to natural and man-made hazards. They also face barriers accessing **healthcare** and **education**. Finally, with **more than one in three refugees and migrants in an irregular situation** across the region, the need for **legal status in host countries** – including through either access to asylum and/or migratory regularization procedures – is often a cross-cutting protection need, which is required to have the security to rebuild their lives and integrate locally, without being exposed to the many risks that are linked to irregular status, including detention and deportation.

REGIONAL RATES OF OUT-OF-SCHOOL CHILDREN AND VENEZUELAN IN AN IRREGULAR SITUATION















Some 19% of Venezuelan refugee and migrant children are not enrolled in school.



More than 36% of Venezuelan refugees and migrants are in an irregular situation.

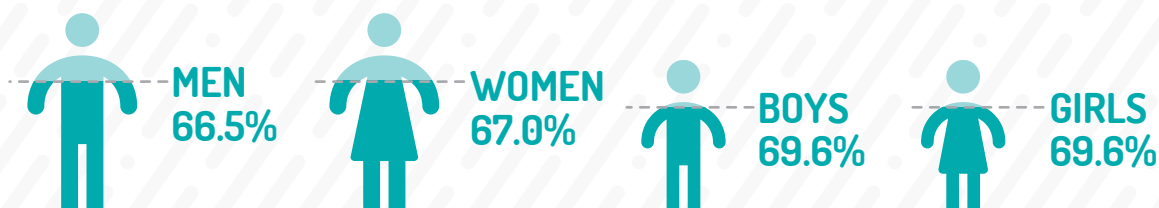
[1] Please consult the full RMNA 2023 narrative (r4v.info/rmna2023) – including the regional overview, as well as the respective regional Sectors and country and sub-regional Platform chapters – for the sources of all figures and data referenced herein.

PEOPLE IN NEED BY SECTOR AND POPULATION TYPE

SECTOR	IN-DESTINATION	VENEZUELANOS IN-TRANSIT	OTHERS IN-TRANSIT	AFFECTED HOST COMMUNITIES
 EDUCATION	46.1%	20.4%	28.6%	19.7%
 FOOD SECURITY	48.8%	61.9%	60.4%	43.5%
 HEALTH	54.3%	41.9%	47.0%	35.5%
 HUMANITARIAN TRANSPORTATION	32.1%	58.8%	72.3%	11.8%
 INTEGRATION	60.8%	10.6%	6.7%	40.6%
 NUTRITION	12.2%	11.4%	14.1%	13.6%
 PROTECTION	63.8%	63.5%	62.8%	28.7%
 CHILD PROTECTION	23.4%	16.3%	14.5%	13.6%
 GENDER-BASED VIOLENCE (GBV)	34.8%	34.8%	43.9%	19.2%
 HUMAN TRAFFICKING & SMUGGLING	12.6%	29.8%	43.5%	12.1%
 SHELTER	48.5%	65.3%	66.9%	30.3%
 WASH	43.3%	59.4%	64.7%	29.6%

Data on PiN estimates for those engaging in pendular movements in Colombia and for Colombian returnees are available in the main RMNA 2023 document.

PREVALENCE OF NEED BY AGE AND GENDER



All percentages and absolute values used in maps, graphs and other infographics are, unless stated otherwise, based on the number of Venezuelan refugees and migrants in-destination, as reported in the August 2023 population update.

For more detailed information please go to mrp.r4v.info/rmna2023.